



## EXTRUDED ALUMINUM LOUVER

**MODEL: 4-SRF**

**IMPACT RESISTANT LOUVER**

**Miami Dade Approved-NOA No. 13-0207.04**



### APPLICATION

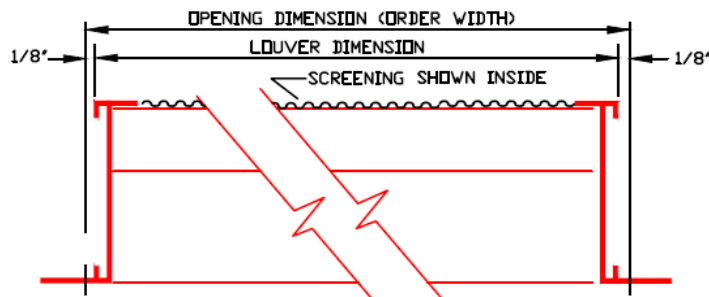

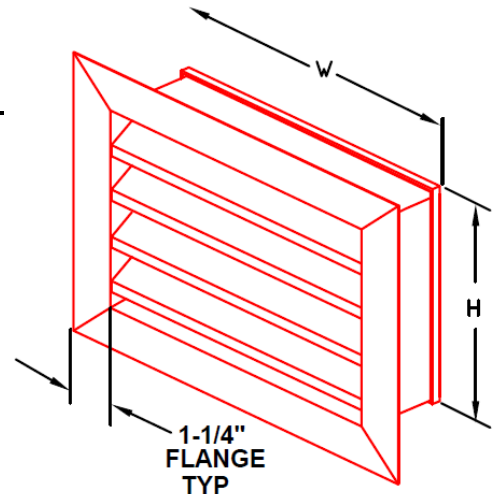
The 4-SRF Stationary Louver with Flange Frame is a 4" deep louver for the protection of high air intake velocities and exhaust in building exterior walls. The 4-SRF is a capable louver with AMCA STD 500 Performance Data allowing designers to select.

### SPECIFICATIONS

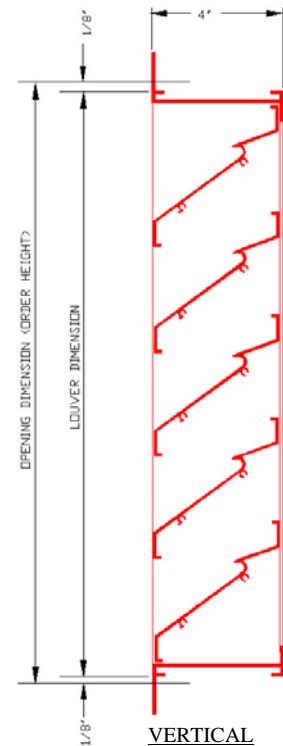
- Frame:** 0.081 thick extruded aluminum  
6063-T5 mill finish
- Blade:** 0.081 thick extruded aluminum  
6063-T5 mill finish
- Blade Spacing:** Approximately 3-1/4" center to center (except at head and sills)
- Fasteners:** 10" x 3/4" tek screws
- Blade Angle:** 36°
- Screen:** Bird screen  
1/2" x 1/2" galvanized steel
- Flange:** 1-1/4"

### OPTIONS

- Insect Screen 1/16" x 1/16" Aluminum
- Bird Screen 1/2" x 1/2" Aluminum
- Finish:** Clear Anodized  
Color Anodized  
Powder Coat Paint  
Baked Enamel Paint



HORIZONTAL SECTION



VERTICAL SECTION

