

*IP (Imperial) Dimensions  
SI (Metric) in Parentheses*

CARNES COMPANY 448 S. Main St., P. O. Box 930040, Verona, WI 53593-0040 Phone: (608)845-6411 Fax: (608)845-6470 www.carnes.com

#### SLOT PATTERN ADJUSTMENT



PERPENDICULAR



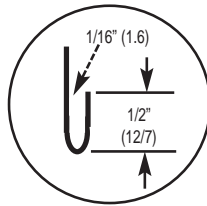
PARALLEL LEFT



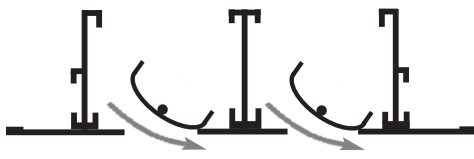
PARALLEL RIGHT



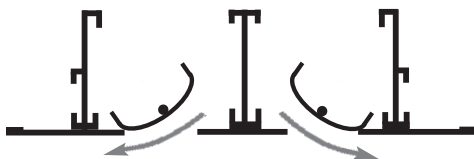
BLANK OFF



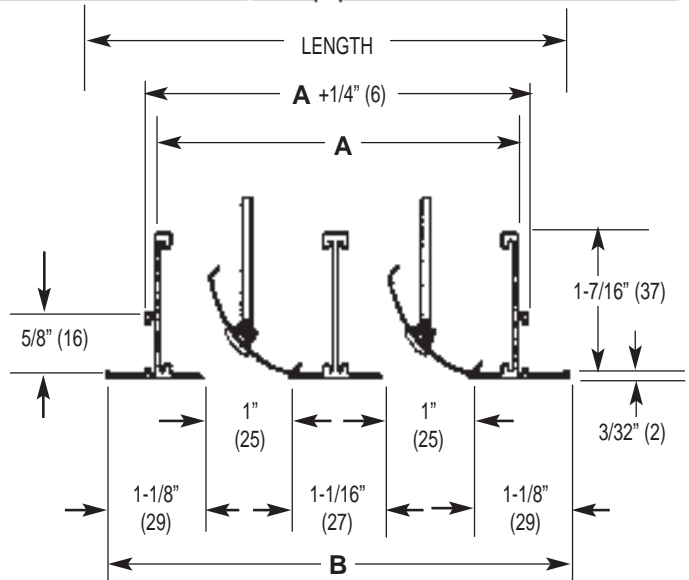
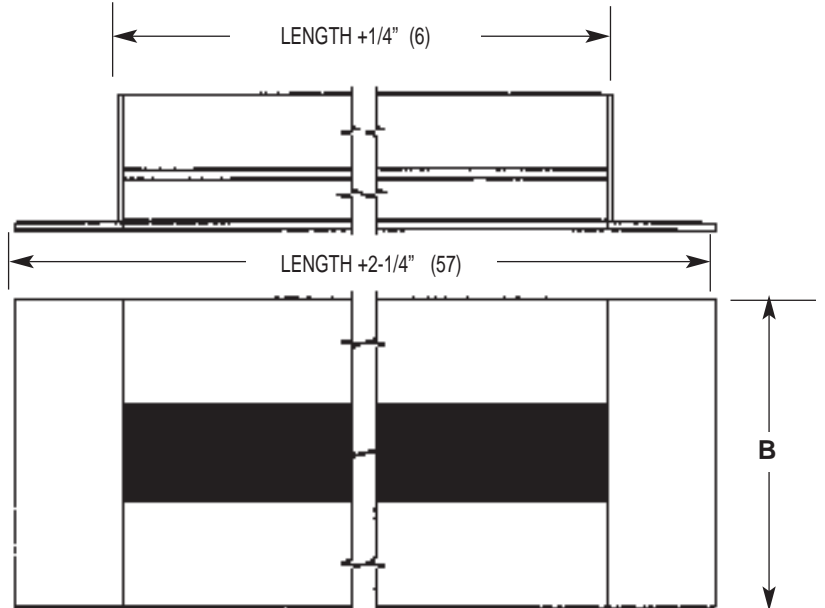
RECOMMENDED  
DUCT HEM  
DIMENSIONS



PARALLEL ONE WAY  
MULTIPLE SLOT



PARALLEL TWO-WAY  
OPPOSITE



DIMENSIONS LISTED IN INCHES (Millimeters)								
Dim.	1	2	3	4	5	6	7	8
A	2-1/8" (54)	4-3/16" (106)	6-1/4" (159)	8-5/16" (211)	10-3/8" (264)	12-7/16" (316)	14-1/2" (368)	16-9/19" (421)
B	3-1/4" (83)	5-5/16" (135)	7-3/8" (187)	9-7/16" (240)	11-1/2" (292)	13-9/16" (345)	15-5/8" (397)	17-11/16" (449)

- NOTES: 1. Maximum length "L" for one piece construction is 72" (1829mm).  
2. For butted units allow 1/32" (.8mm) space between sections to provide for thermal expansion.